

# Track

• SEE PAGE 6 FOR HOW TO ORDER  
• SEE PAGE 7 FOR SAMPLE REQUEST



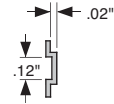
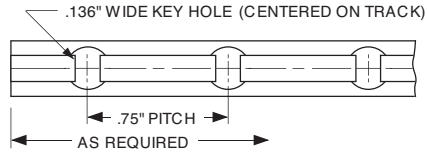
## TR32

## TRACK

Material: Stainless Steel.

**Notes:**

For use with Symmetrical Finger Stock 93S32, 93AS32, 187S32, 187AS32, TF187S32, TF187AS32. See page 5 for rivets if required. Recommended flange mounting hole .125" Diameter.



|        | FEATURE   |
|--------|-----------|
| TR32 T | With Tape |

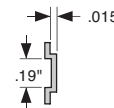
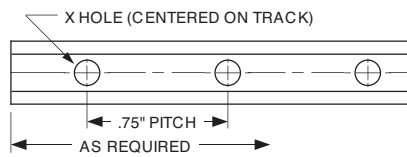
## TR37X

## TRACK

Material: Brass.  
Finish: Bright.

**Notes:**

For use with Symmetrical Finger Stock 250S37. See page 5 for rivets and end stops if required. Recommended flange mounting hole .125" Diameter. Also available with double adhesive transfer tape.



| "X" | FEATURE             |
|-----|---------------------|
| A   | .125" Dia. Holes    |
| B   | .136" Dia. Holes    |
| C   | .140" x .200" Slots |
| T   | With Tape           |

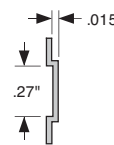
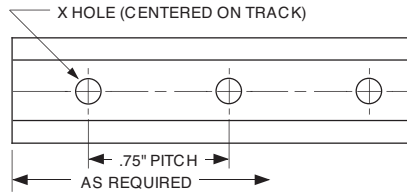
## TR60X

## TRACK

Material: Brass.  
Finish: Bright.

**Notes:**

For use with Symmetrical Finger Stock 219S60, 250S60, 375S60. See page 5 for rivets if required. Recommended flange mounting hole .125" Diameter.



| "X" | FEATURE             |
|-----|---------------------|
| A   | .125" Dia. Holes    |
| B   | .136" Dia. Holes    |
| C   | .140" x .200" Slots |
| T   | With Tape           |

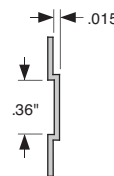
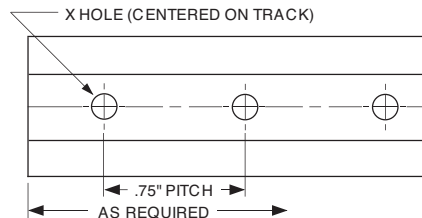
## TR80X

## TRACK

Material: Brass.  
Finish: Bright.

**Notes:**


For use with Symmetrical Finger Stock 375S80. See page 5 for rivets if required. Recommended flange mounting hole .125" Diameter.



| "X" | FEATURE             |
|-----|---------------------|
| A   | .125" Dia. Holes    |
| B   | .136" Dia. Holes    |
| C   | .140" x .200" Slots |
| T   | With Tape           |

# Omni Track

• SEE PAGE 6 FOR HOW TO ORDER  
• SEE PAGE 7 FOR SAMPLE REQUEST



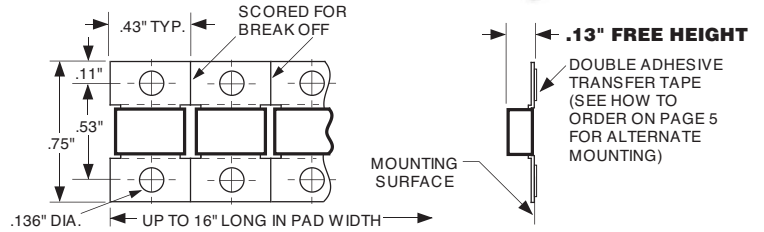
## 250KS37

### OMNI

#### Compression Force - Single Contact

|          | 25% Compression<br>(0.098") | 50% Compression<br>(0.065") |
|----------|-----------------------------|-----------------------------|
| Standard | .2 lbs                      | .4 lbs                      |

Mounting Pad Material: Brass. Finish: Bright.  
Other finishes are also available.



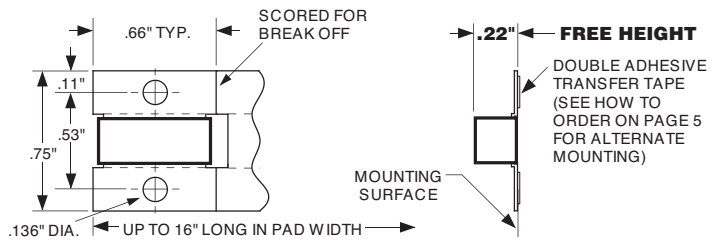
## 250KS60

### OMNI

#### Compression Force - Single Contact

|          | 25% Compression<br>(0.165") | 50% Compression<br>(0.110") |
|----------|-----------------------------|-----------------------------|
| Standard | .05 lbs                     | .20 lbs                     |

Mounting Pad Material: Brass. Finish: Bright.  
Other finishes are also available.



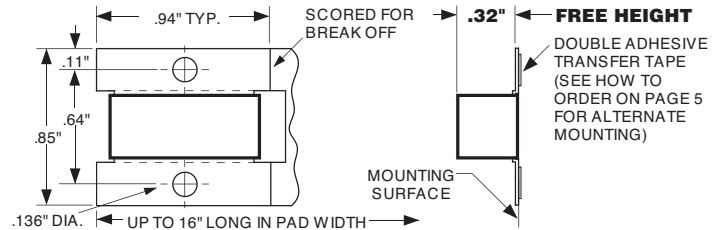
## 375KS80

### OMNI

#### Compression Force - Single Contact


|          | 25% Compression<br>(0.240") | 50% Compression<br>(0.160") |
|----------|-----------------------------|-----------------------------|
| Standard | .5 lbs                      | 2.0 lbs                     |

Mounting Pad Material: Brass. Finish: Bright.  
Other finishes are also available.



# Track Mounting

• SEE PAGE 6 FOR HOW TO ORDER  
• SEE PAGE 7 FOR SAMPLE REQUEST



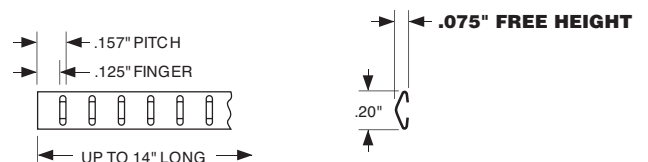
## 157S20

### SYMMETRICAL

#### Compression Force

|                     | 25% Compression<br>(0.056") | 50% Compression<br>(0.038") |
|---------------------|-----------------------------|-----------------------------|
| Standard .002" Thk. | *                           | *                           |

Note: For use on customer extrusions.  
\* Consult factory for performance data.



Consult factory for the availability of longer lengths.

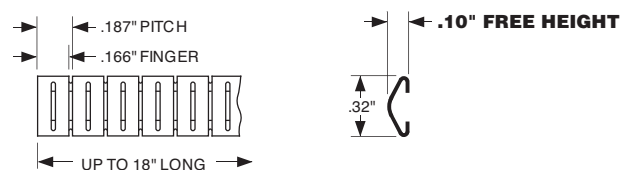
## 93S32

### SYMMETRICAL

#### Compression Force

|                     | 25% Compression<br>(0.075") | 50% Compression<br>(0.050") |
|---------------------|-----------------------------|-----------------------------|
| Standard .002" Thk. | 9.1 lbs/ft                  | 18.1 lbs/ft                 |

Note: For use with Track TR32, TR32T, STR32XXX, STR32TXXX.



Consult factory for the availability of longer lengths.

# Track Mounting

• SEE PAGE 6 FOR HOW TO ORDER  
• SEE PAGE 7 FOR SAMPLE REQUEST



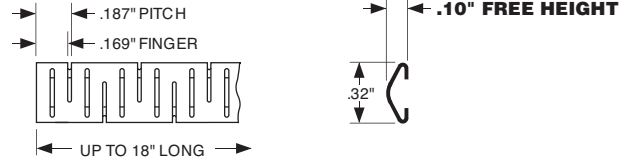
## 93AS32

### SYMMETRICAL ALTERNATE SLOT

#### Compression Force

|                     | 25% Compression<br>(0.075") | 50% Compression<br>(0.050") |
|---------------------|-----------------------------|-----------------------------|
| Standard .002" Thk. | 9.1 lbs/ft                  | 18.1 lbs/ft                 |

Note: For use with Track TR32, TR32T, STR32XXX, STR32TXXX.



Consult factory for the availability of longer lengths.

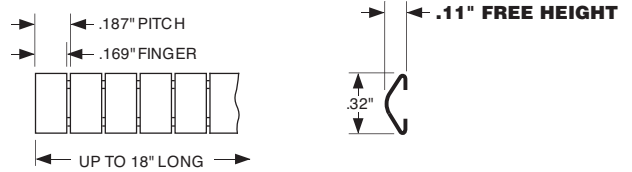
## 187S32

### SYMMETRICAL

#### Compression Force

|                       | 25% Compression<br>(0.083") | 50% Compression<br>(0.055") |
|-----------------------|-----------------------------|-----------------------------|
| Standard .0035" Thk.  | 29 lbs/ft                   | 73 lbs/ft                   |
| "TF" Style .002" Thk. | 13.5 lbs/ft                 | 28.5 lbs/ft                 |

Note: For use with Track TR32, TR32T, STR32XXX, STR32TXXX.



Consult factory for the availability of longer lengths.  
See page 5 for rivets and end stops if required.

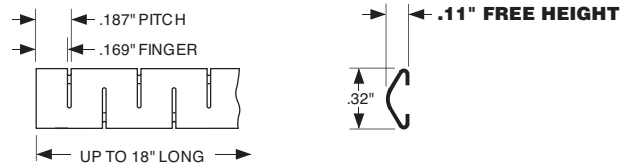
## 187AS32

### SYMMETRICAL ALTERNATE SLOT

#### Compression Force

|                       | 25% Compression<br>(0.083") | 50% Compression<br>(0.055") |
|-----------------------|-----------------------------|-----------------------------|
| Standard .0035" Thk.  | 29 lbs/ft                   | 73 lbs/ft                   |
| "TF" Style .002" Thk. | 13.5 lbs/ft                 | 28.5 lbs/ft                 |

Note: For use with Track TR32, TR32T, STR32XXX, STR32TXXX.



Consult factory for the availability of longer lengths.  
See page 5 for rivets and end stops if required.

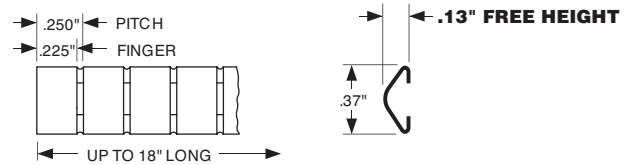
## 250S37

### SYMMETRICAL

#### Compression Force

|                     | 25% Compression<br>(0.098") | 50% Compression<br>(0.065") |
|---------------------|-----------------------------|-----------------------------|
| Standard .002" Thk. | 9 lbs/ft                    | 17 lbs/ft                   |

Note: For use with Track TR37X, STR37XXX, STR37TXXX.



Consult factory for the availability of longer lengths.  
See page 5 for rivets and end stops if required.

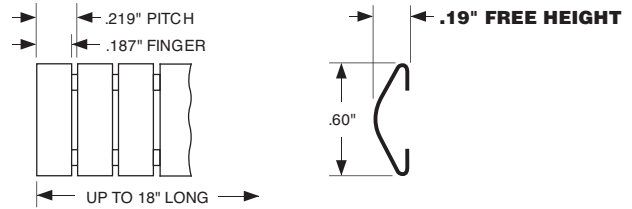
## 219S60

### SYMMETRICAL

#### Compression Force

|                       | 25% Compression<br>(0.143") | 50% Compression<br>(0.095") |
|-----------------------|-----------------------------|-----------------------------|
| Standard .005" Thk.   | 10 lbs/ft                   | 26 lbs/ft                   |
| "TF" Style .003" Thk. | 3.8 lbs/ft                  | 9.5 lbs/ft                  |

Note: For use with Track TR60X.



See page 5 for rivets and end stops if required.

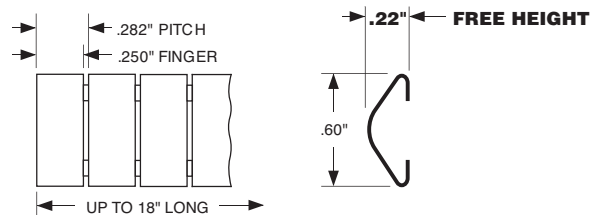
## 250S60

### SYMMETRICAL

#### Compression Force

|                       | 25% Compression<br>(0.165") | 50% Compression<br>(0.110") |
|-----------------------|-----------------------------|-----------------------------|
| Standard .005" Thk.   | 11 lbs/ft                   | 27 lbs/ft                   |
| "TF" Style .003" Thk. | 4.0 lbs/ft                  | 10 lbs/ft                   |


Note: For use with Track TR60X.



See page 5 for rivets and end stops if required.

# Track Mounting

• SEE PAGE 6 FOR HOW TO ORDER  
• SEE PAGE 7 FOR SAMPLE REQUEST



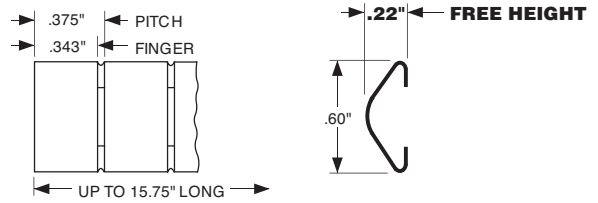
## 375S60

### SYMMETRICAL

#### Compression Force

|                       | 25% Compression<br>(0.165") | 50% Compression<br>(0.110") |
|-----------------------|-----------------------------|-----------------------------|
| Standard .0035" Thk.  | 12 lbs/ft                   | 27 lbs/ft                   |
| "TF" Style .002" Thk. | 3 lbs/ft                    | 8 lbs/ft                    |

Note: For use with Track TR60X.



See page 5 for rivets and end stops if required.

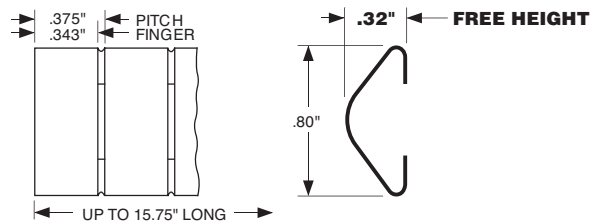
## 375S80

### SYMMETRICAL

#### Compression Force

|                       | 25% Compression<br>(0.240") | 50% Compression<br>(0.160") |
|-----------------------|-----------------------------|-----------------------------|
| Standard .004" Thk.   | 17 lbs/ft                   | 34 lbs/ft                   |
| "TF" Style .003" Thk. | 4 lbs/ft                    | 6 lbs/ft                    |

Note: For use with Track TR80X.



Consult factory for the availability of longer lengths.

# Snap-on Mounting

• SEE PAGE 6 FOR HOW TO ORDER  
• SEE PAGE 7 FOR SAMPLE REQUEST



## 187S32

### SYMMETRICAL SLOT OR EDGE MOUNT

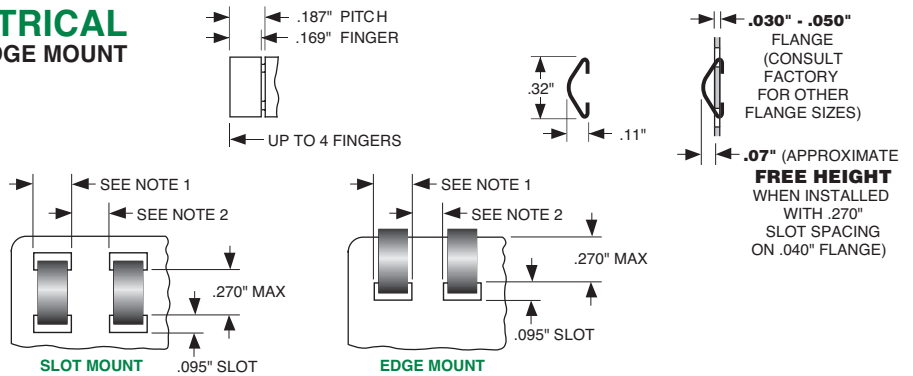
#### GAP RANGE UP TO .06"

Standard .0035" Thk.  
"TF" Style .002" Thk.

#### APPLICATION DATA

Notes:

- Length of slot as required by number of fingers.
- Spacing determined by attenuation requirements.



## 187V32FXx

### SYMMETRICAL VARIABLE - SLOT MOUNT

#### GAP RANGE UP TO .06"

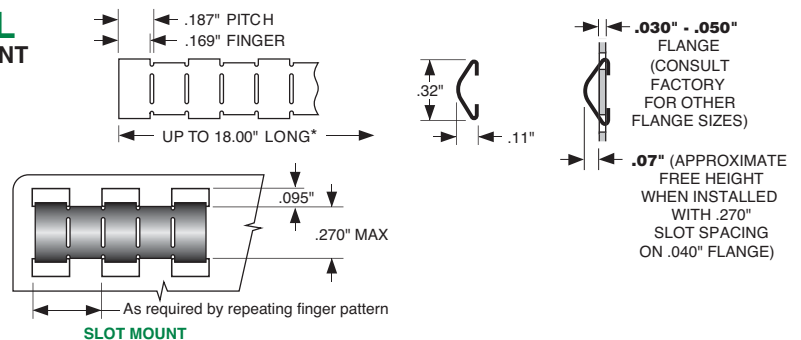
#### Compression Force

|                       | 25% Compression<br>(0.053") | 50% Compression<br>(0.035") |
|-----------------------|-----------------------------|-----------------------------|
| Standard .0035" Thk.  | 2.7 lbs/ft                  | 14 lbs/ft                   |
| "TF" Style .002" Thk. | 2.5 lbs/ft                  | 6.5 lbs/ft                  |

#### APPLICATION DATA

Notes:

- \*Actual length determined by finger pattern.
- See page 4 for standard finger patterns.



# Snap-on Mounting

• SEE PAGE 6 FOR HOW TO ORDER  
• SEE PAGE 7 FOR SAMPLE REQUEST



## 187VE32FXx

### SYMMETRICAL VARIABLE - EDGE MOUNT

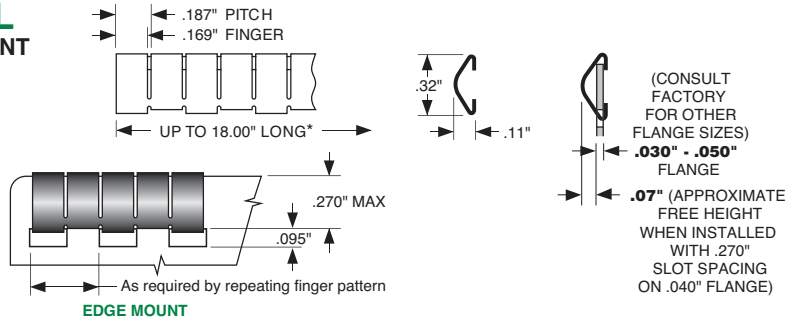
**GAP RANGE UP TO .06"**  
Compression Force

|                       | 25% Compression<br>(0.053") | 50% Compression<br>(0.035") |
|-----------------------|-----------------------------|-----------------------------|
| Standard .0035" Thk.  | 4.1 lbs/ft                  | 14 lbs/ft                   |
| "TF" Style .002" Thk. | 1.1 lbs/ft                  | 1.3 lbs/ft                  |

#### APPLICATION DATA

Notes:

- \*Actual length determined by finger pattern.
- See page 4 for standard finger patterns.



## 187S30

### SYMMETRICAL SLOT OR EDGE MOUNT

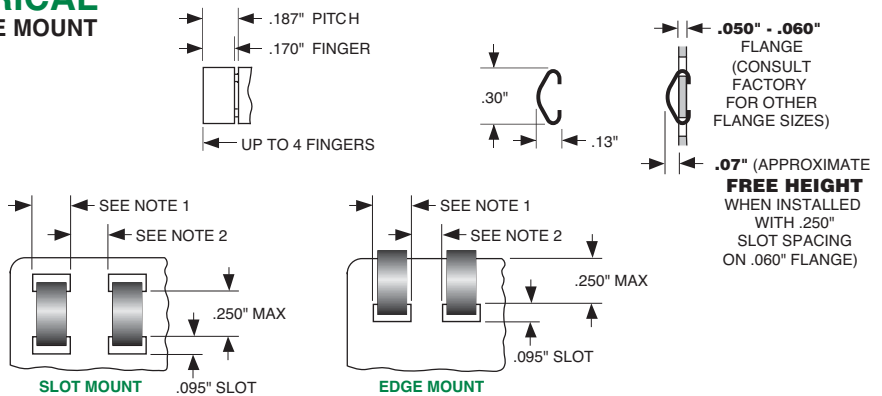
**GAP RANGE UP TO .06"**

Standard .0035" Thk.  
"TF" Style .002" Thk.

#### APPLICATION DATA

Notes:

- Length of slot as required by number of fingers.
- Spacing determined by attenuation requirements.



## 250S37

### SYMMETRICAL SLOT OR EDGE MOUNT

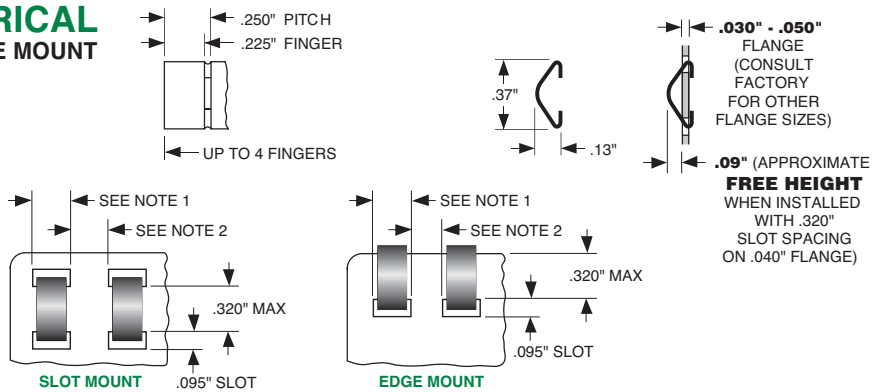
**GAP RANGE UP TO .075"**

Standard .002" Thk.

#### APPLICATION DATA

Notes:

- Length of slot as required by number of fingers.
- Spacing determined by attenuation requirements.



## 250V37FXx

### SYMMETRICAL VARIABLE - SLOT MOUNT

**GAP RANGE UP TO .075"**

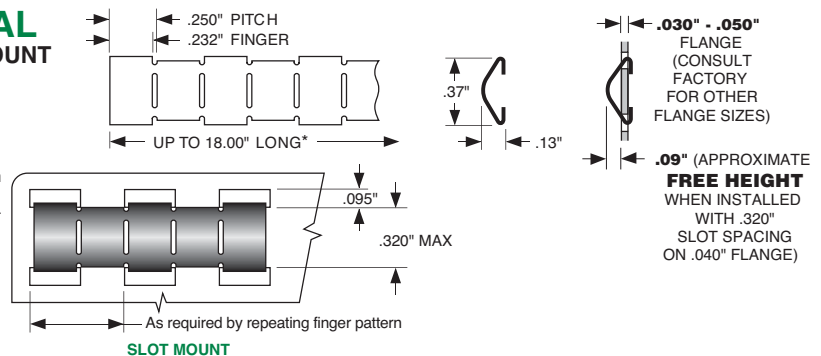
Compression Force

|                     | 25% Compression<br>(0.068") | 50% Compression<br>(0.045") |
|---------------------|-----------------------------|-----------------------------|
| Standard .002" Thk. | 1.3 lbs/ft                  | 6.9 lbs/ft                  |

#### APPLICATION DATA

Notes:

- \*Actual length determined by finger pattern.
- See page 4 for standard finger patterns.



# Snap-on Mounting

• SEE PAGE 6 FOR HOW TO ORDER  
• SEE PAGE 7 FOR SAMPLE REQUEST



## 250VE37FXx

### SYMMETRICAL VARIABLE - EDGE MOUNT

GAP RANGE UP TO .075"

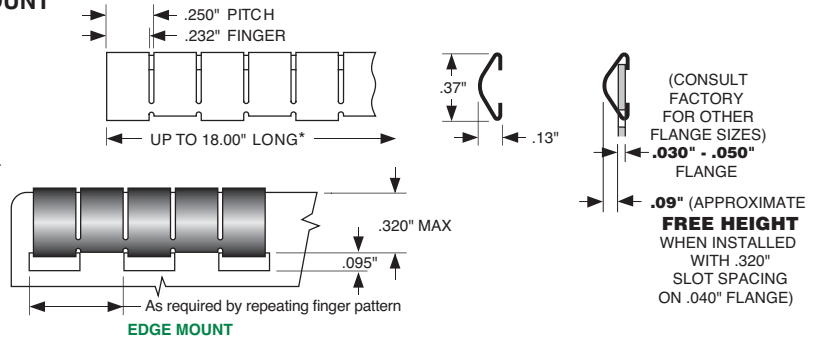
#### Compression Force

|                     | 25% Compression<br>(0.068") | 50% Compression<br>(0.045") |
|---------------------|-----------------------------|-----------------------------|
| Standard .002" Thk. | 1.5 lbs/ft                  | 4.1 lbs/ft                  |

#### APPLICATION DATA

Notes:

- \*Actual length determined by finger pattern.
- See page 4 for standard finger patterns.



## 219S60

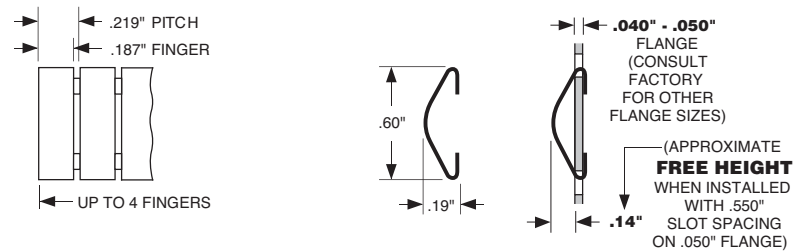
### SYMMETRICAL SLOT OR EDGE MOUNT

GAP RANGE UP TO .113"

Standard .005" Thk.  
"TF" Style .003" Thk.

#### APPLICATION DATA

See 375S60 below.



## 250S60

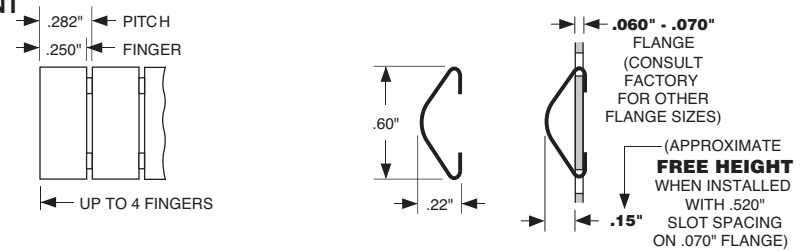
### SYMMETRICAL SLOT OR EDGE MOUNT

GAP RANGE UP TO .120"

Standard .005" Thk.  
"TF" Style .003" Thk.

#### APPLICATION DATA

See 375S60 below.



## 375S60

### SYMMETRICAL SLOT OR EDGE MOUNT

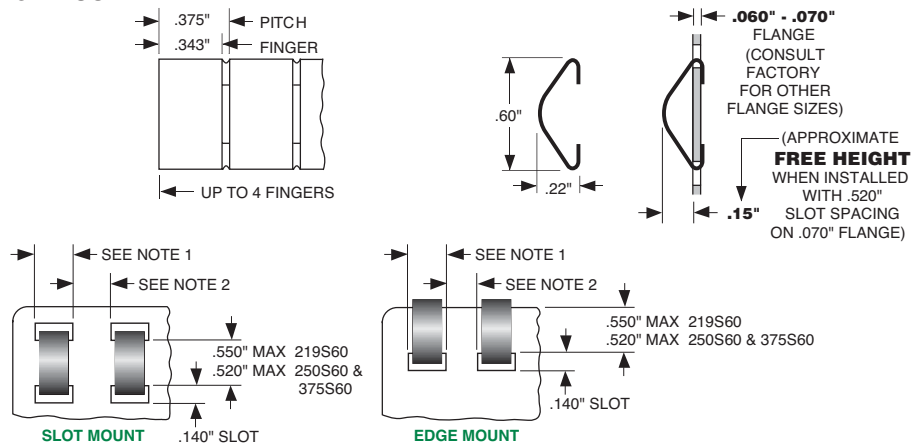
GAP RANGE UP TO .120"

Standard .0035" Thk.  
"TF" Style .002" Thk.

#### APPLICATION DATA

Notes:

- Length of slot as required by number of fingers.
- Spacing determined by attenuation requirements.





# Snap-on Mounting

• SEE PAGE 6 FOR HOW TO ORDER  
• SEE PAGE 7 FOR SAMPLE REQUEST



## 282V60FXx

### SYMMETRICAL VARIABLE - SLOT MOUNT

GAP RANGE UP TO .120"

#### Compression Force

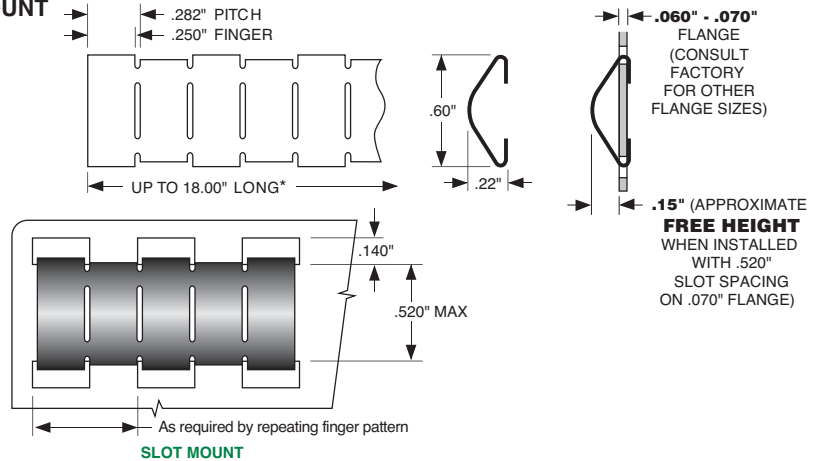
|                       | 25% Compression<br>(0.113") | 50% Compression<br>(0.075") |
|-----------------------|-----------------------------|-----------------------------|
| Standard .005" Thk.   | 10 lbs/ft                   | 27 lbs/ft                   |
| "TF" Style .003" Thk. | **                          | **                          |

\*\* Note: Consult factory for performance data.

#### APPLICATION DATA

Notes:

- \*Actual length determined by finger pattern.
- See page 4 for standard finger patterns.



## 375S80

### SYMMETRICAL SLOT OR EDGE MOUNT

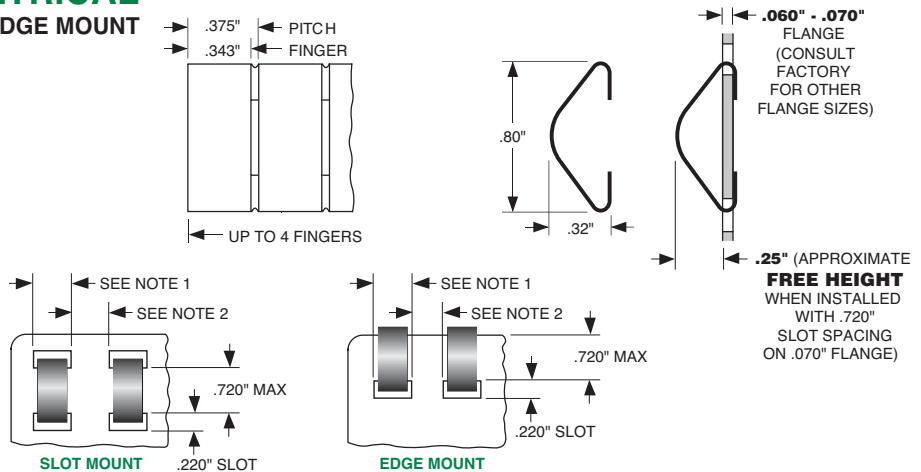
GAP RANGE UP TO .195"

Standard .004" Thk.  
"TF" Style .003" Thk.

#### APPLICATION DATA

Notes:

- Length of slot as required by number of fingers.
- Spacing determined by attenuation requirements.



## 206W36

### SOFT NO-SNAG FINGERS SLOT OR EDGE MOUNT

GAP RANGE UP TO .068"

Standard .0025" Thk.

#### APPLICATION DATA

Notes:

- Length of slot as required by number of fingers.
- Spacing determined by attenuation requirements.

